

April 30th

MATH:

My Math (Measurement: Solve Mass Problems): pages 651 & 652 followed by pages 655 & 656 (Only post pages 655 & 656)n

(Optional) Complete any DreamBox assignments that have been reassigned to you.
(Once you are logged into DreamBox, click on "my lessons" and complete the lessons marked with a blue symbol.)

WRITING:

-If you have a printer: print this image, complete it by identifying each sentence as a "simple sentence" or "compound sentence". Take a picture and then upload your work to your Dojo Portfolio.

-If you do not have a printer: Create a Word Document in Office365. Name it "Simple or Compound Sentence". Number your document **1-14**, read each sentence and identify each as "simple" or "compound" next to each number.

For example: 15. compound

Directions: Write simple or compound on the line for each sentence. If it is compound, circle the conjunction in the sentence.

- _____ 1. Maria likes summer the best, but Sophie prefers spring.
- _____ 2. Beautiful flowers grow in the spring.
- _____ 3. Would you like to plant flowers in the garden, or would you like to plant vegetables?
- _____ 4. Mom said we could play outside in the rain, but Dad said no.
- _____ 5. I love the weather in the spring, and we get a week off from school!
- _____ 6. Some people like to grow flowers in their yards, but others just have grass.
- _____ 7. We go camping every spring.
- _____ 8. I have been camping every year, but my sister has only gone once.
- _____ 9. I like sunny spring days, but I don't like the bad storms that we get.
- _____ 10. We can play outside all day.
- _____ 11. I like to eat ice cream, and I like to go swimming.
- _____ 12. Spring is almost over, and summer will be here soon!
- _____ 13. I am excited about the trip we are taking on Spring Break!
- _____ 14. I can play in the treehouse today, or I can go to the pool with my brother.
- _____ 15. Students like Spring Break, but teachers like it more.



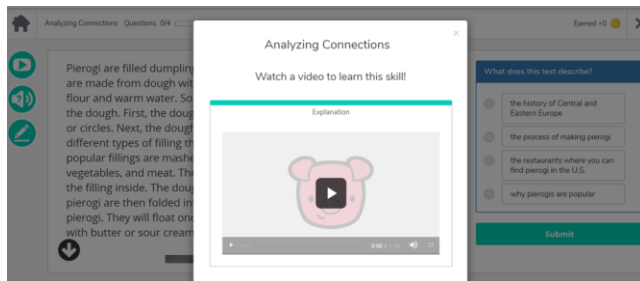
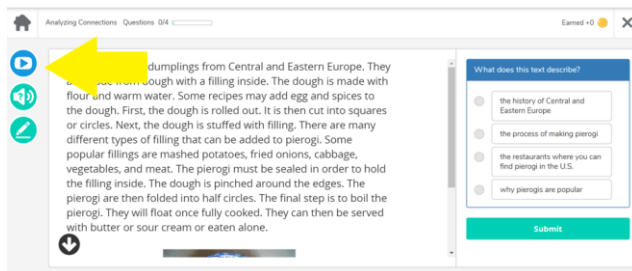
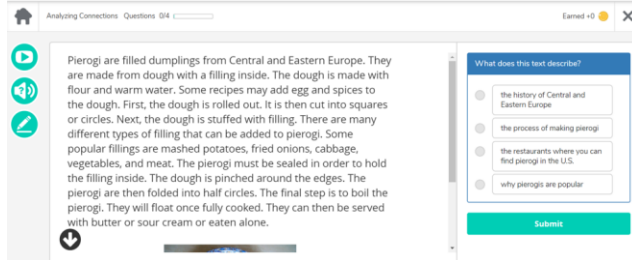
READING:

-Watch the following Flocabulary video on text structures: <https://www.youtube.com/watch?v=7kWGQ- ipBY&t=46s> & Freckle instructional video.

-Please watch before completing the questions. Remember to take your time and not rush, some questions ask for 2 answers.

-Complete Freckle ELA assignment: Analyzing Connections (Skill 2)

Steps for instructional videos.



READING STAMINA– 30 minutes

-Library book or a book from home

-MyOn

-System 44/READ 180: <https://h100000058.education.scholastic.com>

SPECIALIST'S BLOG: [Specials Digital Learning Agenda](#)