

May 7<sup>th</sup>

**MATH:**

Youtube: Watch this video on Associative Property.

1. Associative Property: <https://www.youtube.com/watch?v=TGVGwrM-vdo&list=PLrHqUbdzk2zYi4PVr03xJvxeCu7HYncO&index=11>

2. Then complete the activity below on paper or in Office 365. Make sure to use multiplication, not addition.


Example: (2, 4, and 6)

$$(2 \times 4) \times 6 = 8 \times 6 = 48$$


OR

$$2 \times (4 \times 6) = 2 \times 24 = 48$$

Name \_\_\_\_\_



## *Associative Property of Multiplication*



Part 1 Directions: Show the associative property using \_\_\_\_, \_\_\_\_, and \_\_\_\_ as factors.

1. 2, 4, and 6 \_\_\_\_\_  
\_\_\_\_\_

2. 3, 5, and 7 \_\_\_\_\_  
\_\_\_\_\_

3. 6, 1, and 3 \_\_\_\_\_  
\_\_\_\_\_

4. 2, 3, and 4 \_\_\_\_\_  
\_\_\_\_\_

Part 2 Directions: Determine the answer. Then, on the lines below the equation, rewrite the equation using the associative property.

5.  $(2 \times 5) \times 10 =$  \_\_\_\_\_  
\_\_\_\_\_

6.  $(5 \times 5) \times 4 =$  \_\_\_\_\_  
\_\_\_\_\_

7.  $(3 \times 3) \times 8 =$  \_\_\_\_\_  
\_\_\_\_\_

8.  $(4 \times 7) \times 2 =$  \_\_\_\_\_  
\_\_\_\_\_

**WRITING:** Finalize your draft and turn it in.

**Interview:**

-If you used Word in Office365 to type your interview, share your work with your teacher.

-If you created a video, upload it to your Dojo Portfolio


**\*\*\*OR\*\*\***

**PowerPoint:**

-Make sure to use the 'share' option to submit your work.

**READING:**

-Review Main Idea & Supporting Details:



-Next watch the Freckle instructional video. This video will help you with your activity.

-Remember to take your time on the activity, don't rush – read everything.

-Complete Freckle ELA assignment: RI2- Summarizing & Main Idea Skill 2

**READING STAMINA– 30 minutes**

-Library book or a book from home

-MyOn

-System 44/READ 180: <https://h100000058.education.scholastic.com>

**SPECIALIST'S BLOG:** [Specials Digital Learning Agenda](#)